

# A / V / HZ / W / VAR TRANSDUCERS

# 2 SERIES

## FEATURE

- FOR AC Current / Volt / Frequency, 1P2W, 3P3W  
Watt / Var, 1P2W, 3P3W, 3P4W  
DC Current / Volt
- Direct 300A max measured for AC or DC
- Output signal 4~20mA, 0~10V  
4~20mA (Loop Powered DC 24V)
- Low output ripple
- Small size, Easy installation



www.transducersandmeters.com

## SPECIFICATION

### INPUT:

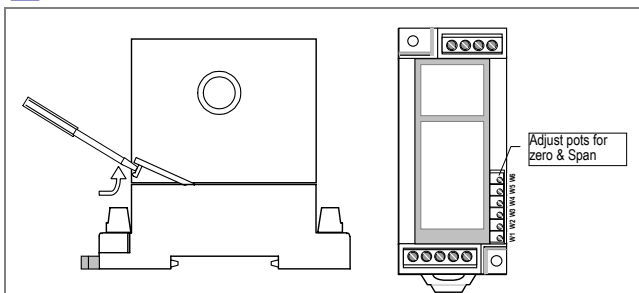
	Input Range	Input Frequency	Accuracy
DC Current	0 ~ 300 A	DC	≅ ±1.0% R.O.
Current	0 ~ 0.5 A (~300 A)	50 Hz ± 3 Hz	
Voltage	0 ~ 500 V	60 Hz ± 3 Hz	
Frequency	0 ~ 100 Hz		≅ ±0.5% R.O.
Watt	0 ~ 5 A (~ 25 A)	50 Hz ± 3 Hz	
	0 ~ 500 V	60 Hz ± 3 Hz	
Var	0 ~ 5 A (~ 25 A)	50 Hz ± 1 Hz	
	0 ~ 500 V	60 Hz ± 1 Hz	

### OUTPUT:

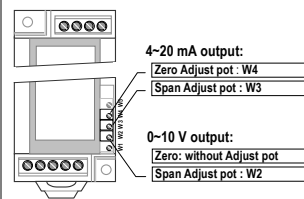
Output Range	Output Ripple	Load Resistance
0 ~ 10 V	≅ 10 mV	≅ 2K ohm
4 ~ 20 mA		≅ 250 ohm
4 ~ 20 mA (Loop Powered)		Vs / (20 mA) - 900 ohm

- \_\_ Max. input over capability: Voltage: 1.2 x rated continuous  
2 x rated for 1 seconds  
Current: 2 x rated continuous  
10 x rated for 1 seconds
- \_\_ Response time: ≅ 400 msec. For Current, Voltage & Frequency  
≅ 900 msec. For Watt & Var
- \_\_ Span adjustment: ≅ ±10% of R.O.
- \_\_ Zero adjustment: ≅ ±2% of R.O.
- \_\_ Power supply: Voltage / Current: DC 12V, 24V ±2%  
Loop powered DC 24V ±2%  
Frequency: DC 12V, 24V ±2%  
Watt / Var: DC 12V ±2%
- \_\_ Power effect: ≅ 0.05% R.O.
- \_\_ Power consumption: A, V, Hz: 200 ~ 500 mW  
Watt, Var: ≅ 850 mW
- \_\_ Operating temperature: 0~50 °C
- \_\_ Operating relative humidity: 20~95 %RH, non-condensing
- \_\_ Temperature coefficient: ≅ 200 PPM/°C
- \_\_ Storage temperature: -10~60 °C
- \_\_ Dielectric Strength: AC 2.5KV, 50/60Hz, 1 min.  
Between Input / Output
- \_\_ Insulation resistance: ≅ 100M ohm, DC 500V
- \_\_ Enclosure: IEC 529 (IP50)
- \_\_ Mounting: 35 mm DIN rail (EN 50022)
- \_\_ Weight: Under 220 g

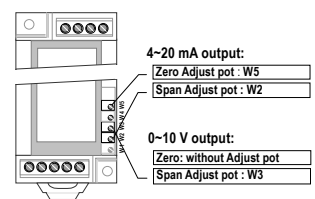
## ADJUSTMENT



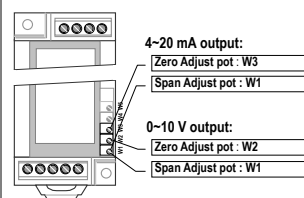
Current / Voltage / Frequency, 1P2W  
2A-12 / 2V-12 / 2F



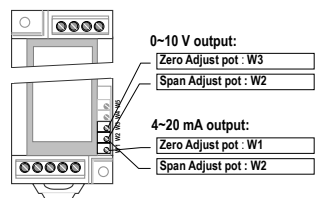
Current / Voltage, 3P3W  
2A-33 / 2V-33



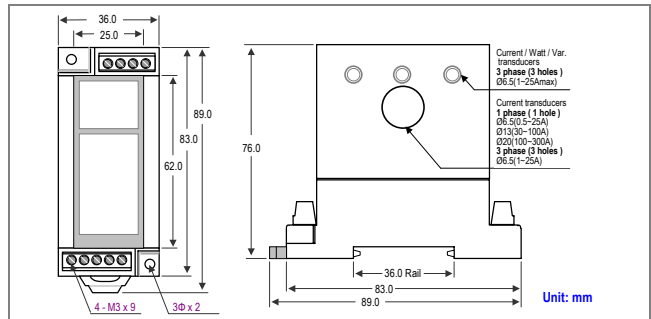
Current / Voltage, DC  
2A-DC / 2V-DC



Watt / Var  
2W / 2Q

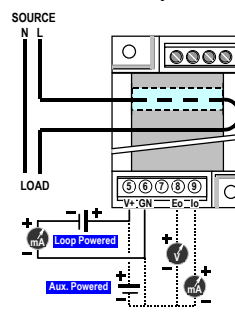


## DIMENSIONS

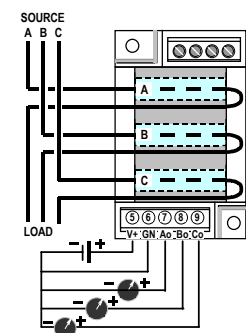


## CONNECTION

2A-12 Current Transducer  
2A-DC Current Transducer (3-wired only)  
300 A max directly measuring



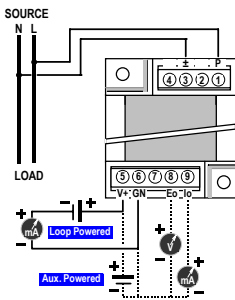
2A-33 Current Transducer  
25 A max directly measuring



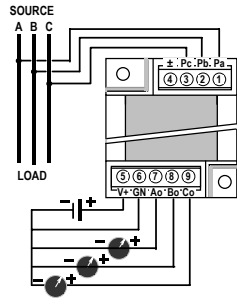
# A / V / HZ / W / VAR TRANSDUCERS

## 2 SERIES

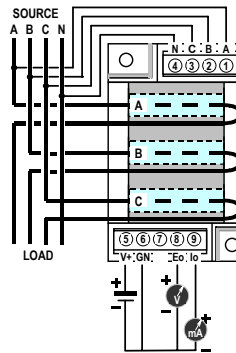
**2V-12 Voltage Transducer**  
500V max directly measuring



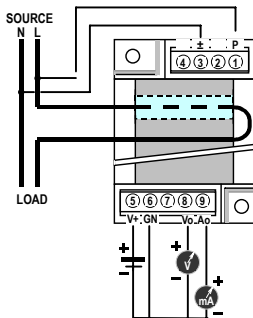
**2V-33 Voltage Transducer**  
500V max directly measuring



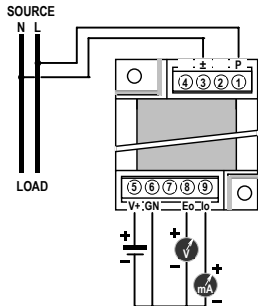
**2W(Q)-34 ( Watt or Var Transducer )**  
25A & 500V max directly measuring



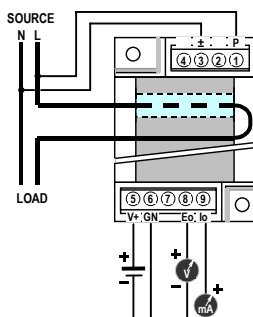
**2AV-12 Current & Voltage Transducer**  
25A & 500V max directly measuring



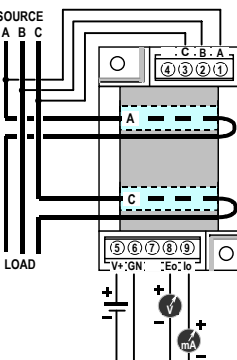
**2F-12 Frequency Transducer**  
500V max directly measuring



**2W(Q)-12 Watt or Var Transducer**  
25A & 500V max directly measuring



**2W(Q)-33 Watt or Var Transducer**  
25A & 500V max directly measuring



POWER TRUE SYSTEMS CORP.

[www.transducersandmeters.com](http://www.transducersandmeters.com)

[info@transducersandmeters.com](mailto:info@transducersandmeters.com)

### ORDER INFORMATION

