

DIGITAL MICRO-PROCESS METER RELAY

CSS-4/5

FEATURE

- Measuring DCA, DCV, ACA, ACV, Hz
Process signal mA, Vdc, Strain Gauge, Potentiometer, Pt100Ω
- High accuracy and resolution
- User function, easily programmed from the front panel by push-button, and set-point by Dip-Switch or push-button
- Modular design, and popular input range programmable
- Three relay (Hi / Low / Go) outputs
- Optional excitation supply available
- CE approved

THE NEWEST



WWW.TRANSDUCERSANDMETERS.COM

MEASUREMENT

Measuring Range	Resolution	Input Impedance	Input Range Changing	Input Type
Current	999.9 / 999.99 μ A	1K ohm	Input range has to be specified in order.	
	9.999 / 9.9999 mA	100 ohm		
	99.99 / 99.999 mA	10 ohm		
	1.000 / 1.0000 A	1 ohm		
	5.000 / 5.0000 A	0.02 ohm		
10.00 / 10.000 A	0.01 ohm			
Voltage	99.99 / 99.999 mV	\geq 5M ohm	10V / 100V / 200V 300 V / 600V has to be specified in order	Changing input module can change input type. And re-calibration is to be required.
	999.9 / 999.99 mV	\geq 1M ohm		
	9.999 / 9.9999 V	\geq 1M ohm		
	99.99 / 99.999 V	\geq 1M ohm		
	150.0 / 150.00 V	\geq 1M ohm		
	300.0 / 300.00 V	\geq 1M ohm		
600.0 / 600.00 V	\geq 1M ohm			
Frequency	99.99 / 99.999 Hz	\geq 1M ohm	Input range has to be specified in order.	
	999.9 / 999.99 Hz	\geq 1M ohm		
Potentiometer	50.00 ~ 9.999K ohm	\geq 1M ohm	Input range has to be specified in order.	
	9.999 ~ 50.00K ohm	\geq 1M ohm		
Resistance	0 ~ 20.00K ohm	\geq 1M ohm	4 popular ranges are changeable in P1 or P2 input module	
Pt100Ω	-100.0~800.0 °C	\geq 1M ohm		
	P1: -50~200.0 °C			
	P2: 0~400.0 °C			

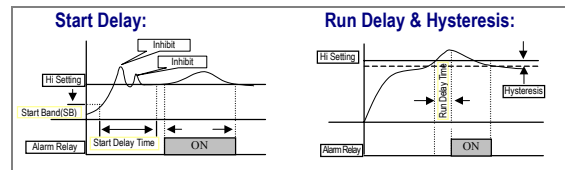
Scaling Range	4 Digits	4 1/2 Digits	5 Digits
Dip-Switch setting	-9999~+9999	0~+19999	0~+99999
Push Button setting	-1999~+9999	-19999~+19999	-19999~+99999
Accuracy (AC)	\pm 0.1% F.S. \pm 1 C	\pm 0.04% F.S. \pm 1 C	
Accuracy (other)	\pm 0.04% F.S. \pm 1 C	\pm 0.02% F.S. \pm 1 C	

- ___ Sampling time: About 10 cycles/sec.
- ___ Display: Measuring value: 0.56" red high bright LED
Relay output indication: square red LED
Go output indication: square green LED
- ___ Over-range indication: " OFL " display
- ___ Under-range indication: " -OFL " display
- ___ Operation key: Push-button: Shift / Increase / Enter(Function)
- ___ Relay set-point: Push-button or Dip-switch selectable
- ___ Relay output: Hi / Low / Go relays SPDT; 3A/115V, 2A/230V
- ___ Tare: Control by rear terminal
- ___ Excitation supply: DC 10V/35mA, 24V/25mA
- ___ Power Supply: AC 115/230V \pm 15%, 50/60 Hz
Option: DC 12V, 24V, 48V
- ___ Operating temperature: 0~55 °C
- ___ Operating relative: 20~90 %RH
- ___ Temperature coefficient: \leq 100 PPM/°C (0 ~ 50°C)
 \leq 50 PPM/°C (23 \pm 3°C)
- ___ Storage temperature: -10~70 °C
- ___ Power consumption: 4.5VA
- ___ Dielectric Strength: AC 2.0KV for 1 min
between Input / Output / Power / Case
- ___ Insulation: \geq 20M ohm
- ___ RFI/EMI: EN50081-1, EN50082-2
- ___ Safety: EN60950, EN61010

- ___ Protection: Front panel: IP54
- ___ Panel cutout: 93mm x 45mm
- ___ Case Materiel: ABS fire-protection
- ___ Weight: About 500g

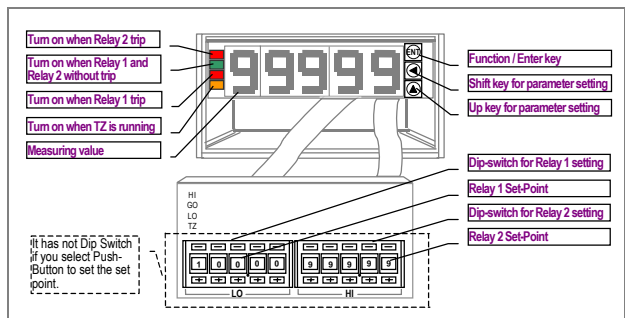
SOFTWARE FUNCTION

- ___ Security function: Code: Password / Set Point Lock
- ___ Friendly function: HS (High Scale): -9999 ~ 9999 / 0 ~ 99999
LS (Low Scale): -9999 ~ 9999 / 0 ~ 99999
Mava (Moving Average): 1 ~ 9 cycles
Ava (Average): 1 ~ 99 cycles
- ___ Control function: AHL: Settable relay Hi trio or Low
Sb (Start band): -9999 ~ 9999 / 0 ~ 99999
Sdt (Start delay time): 0 ~ 99 seconds
Hv (Hysteresis): 0 ~ 9999 / 0 ~ 99999
Rd (Relay trio delayed): 0 ~ 99 seconds

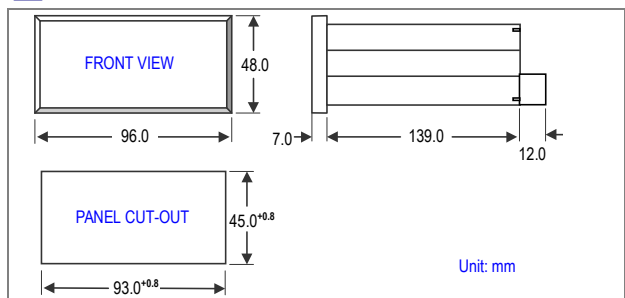


- ___ Calibration function: System calibration by quick key
InHi (Input High): Hi scaling calibration
InLo (Input Low): Low scaling calibration
- ___ Back up memory: By EEPROM

FRONT PANEL



DIMENSIONS

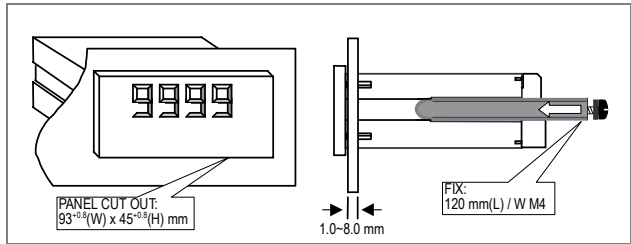


C-1

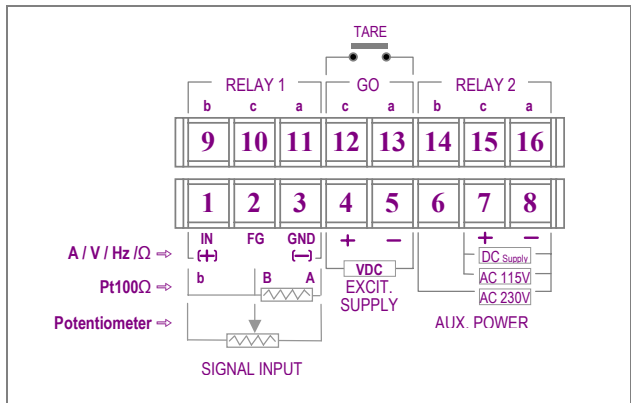
DIGITAL MICRO-PROCESS METER RELAY

CSS-4/5

INSTALLATION



CONNECTION DIAGRAM



ORDER INFORMATION

