

3 1/2 SIX CHANNEL TEMPERATURE METER

CST-321M

FEATURE

- Measuring T/C: K, J, T, E, R RTD: Pt100Ω
- Accuracy: T/C: ±0.25%, RTD: ±0.1%
- 3 1/2 Digital display: 1999
- Easy-to-wire, screw type terminal
- Outside dimensions is 1/8 DIN standard (96x48 mm)
- High stability & low cost



www.transducersandmeters.com

MEASUREMENT

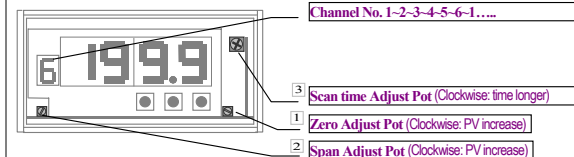
	Measuring Range	Resolution	Input Impedance
Thermo-couple	K 0 ~ 1200 °C	1 °C	≥ 1M ohm
	J 0 ~ 750 °C	1 °C	≥ 1M ohm
	T 0 ~ 400 °C	1 °C	≥ 1M ohm
	E 0 ~ 1000 °C	1 °C	≥ 1M ohm
	R 400 ~ 1600 °C	1 °C	≥ 1M ohm
RTD	Pt100 -199.9 ~ +199.9 °C	0.1 °C	≥ 1M ohm
	Pt100 0~800 °C	1 °C	≥ 1M ohm

SPECIFICATION

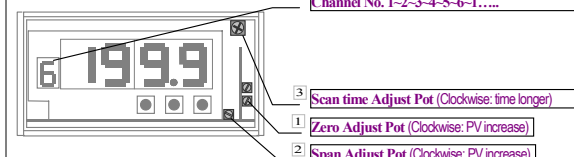
- Measuring accuracy: T/C: ±0.25% F.S. ±1 digit
RTD: ±0.1% F.S. ±1 digit
- Span adjustment: ≤ 10% of R.O.
- Zero adjustment: ≤ 2% of R.O.
- Sampling time: About 3 cycles/sec.
- Scan mode: Auto/Manual settable by front key
Auto scan time is adjustable by VR: 5~60 sec.
- Polarity indication: When input is negative "-"
- Over-range indication: "1" display
- Operating temperature: 0~60 °C
- Operating relative humidity: 20~95 %RH
- Temperature coefficient: ≤ 100 PPM/°C
≤ 50 PPM/°C (23 ± 5 °C)
- Cold junction compensation: 25 ± 10 °C, error < 0.5 °C
- Storage temperature: -10~70 °C
- Power Supply: AC 115/230V ± 10%, 50/60 Hz
DC 3W, AC 4.5VA
- Power consumption:
- Dielectric Strength: AC 2.0KV for 1 min (Between Power / Input)
AC 3.0KV for 1 min (Between Terminal / Case)
- Weight: 500g

ADJUSTMENT

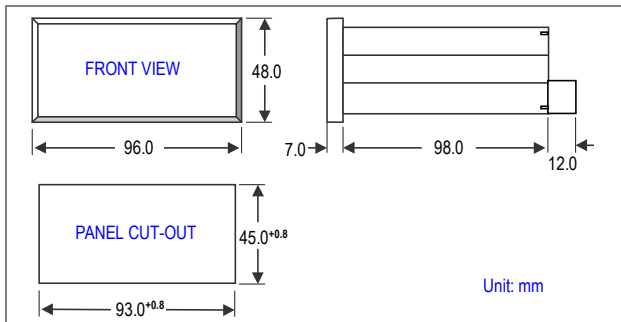
THERMOCOUPLE INPUT:



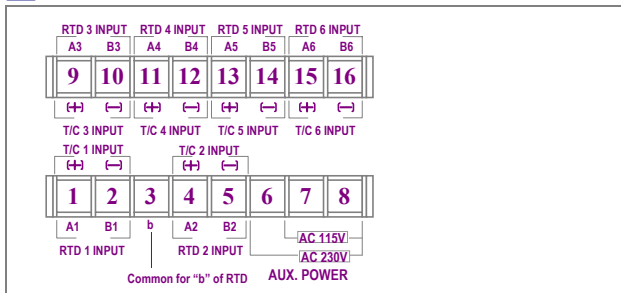
RTD INPUT:



DIMENSIONS



CONNECTION DIAGRAM



ORDER INFORMATION

CST-321M Input Type — Input Range — Aux. Power

CODE	INPUT TYPE	CODE	INPUT RANGE	CODE	INPUT RANGE	CODE	AUX. POWER
K	K type	A	0 ~ 100 °C	1	0 ~ 199.9 °C	A	AC 115/230 V
J	J type	B	0 ~ 200 °C	2	-50.0 ~ +50.0 °C	O	Specify
T	T type	C	0 ~ 400 °C	3	-99.9 ~ +199.9 °C		
E	E type	D	0 ~ 600 °C	4	0 ~ 300 °C		
R	R type	E	0 ~ 1000 °C	5	0 ~ 600 °C		
P	Pt100Ω	F	0 ~ 1200 °C	6	0 ~ 800 °C		
O	Other	G	400 ~ 1600 °C	O	Specify		
		O	Specify				