

3 1/2 DIGITAL PROCESS METER

CSR-321

FEATURE

- Measuring process signal mA, Vdc, Potentiometer, Pulse/u.
- Accuracy: $\pm 0.1\%$
- 3 1/2 Digital display: 1999
- Easy-to-wire, screw type terminal
- Outside dimensions is 1/8 DIN standard (96x48 mm)
- High stability & low cost



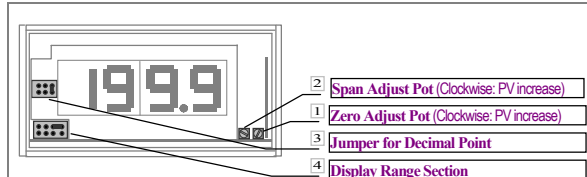
www.transducersandmeters.com

MEASUREMENT

	Measuring Range	Resolution	Input Impedance
Current	0 ~ 1 mA	0.001 mA	≤ 200 ohm
	0 ~ 10 mA	0.01 mA	≤ 20 ohm
	0 ~ 20 mA	0.1 mA	≤ 10 ohm
	4 ~ 20 mA	0.1 mA	≤ 10 ohm
Voltage	0 ~ 50 mV	0.1 mV	$\geq 5M$ ohm
	0 ~ 1 V	0.001 V	$\geq 1M$ ohm
	0 ~ 5 V	0.01 V	$\geq 1M$ ohm
	0 ~ 10V	0.01 V	$\geq 1M$ ohm
Potentiometer	50 ~ 100.0K ohm		$\geq 1M$ ohm
Pulse/u.	3.00 ~ 30.0K Hz		$\geq 1M$ ohm

Measuring accuracy:	$\pm 0.1\%$ F.S. ± 1 digit
Span adjustment:	$\leq 10\%$ of R.O.
Zero adjustment:	$\leq 2\%$ of R.O.
Sampling time:	About 3 cycles/sec.
Polarity indication:	When input is negative " - "
Over-range indication:	" 1 " display
Max. input over capability:	Voltage: 1.2 x rated continuous 1.5 x rated for 10 seconds
Decimal point:	Current: 10 x rated continuous Settable to any position by front jumper
Operating temperature:	0~60 °C
Operating relative humidity:	20~95 %RH
Temperature coefficient:	≤ 100 PPM/°C (0~50°C) ≤ 50 PPM/°C (23 \pm 3°C)
Storage temperature:	-10~70 °C
Power Supply:	AC 115/230V $\pm 10\%$, 50/60 Hz Option: DC 12V, 24V, 48V $\pm 10\%$ (Isolated)
Excitation supply:	Option: DC 10V, 12V, 24V, 30mA
Power consumption:	DC 3W, AC 4.5VA
Dielectric Strength:	AC 2.0KV for 1 min (Between Power / Input) AC 3.0KV for 1 min (Between Terminal / Case)
Weight:	350g

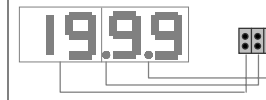
ADJUSTMENT



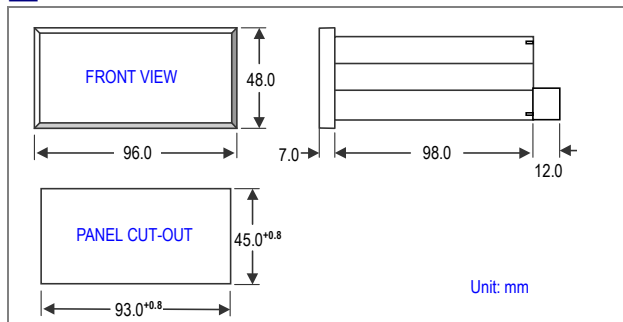
4 Display Range Section:

Section	Jumper	Display Range	Section	Jumper	Display Range
1	[Jumper Icon]	1999~1700	5	[Jumper Icon]	900~ 625
2	[Jumper Icon]	1725~1300	6	[Jumper Icon]	625~ 425
3	[Jumper Icon]	1300~ 900	7	[Jumper Icon]	425~ 300
4	[Jumper Icon]	1200~ 825	8	[Jumper Icon]	300~ 200

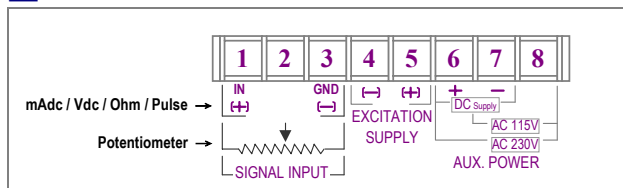
3 Decimal Point Jumper:



DIMENSIONS



CONNECTION DIAGRAM



ORDER INFORMATION

CSR-321 Input Range — Excitation Supply — Aux. Power

Current		Voltage		Potentiometer or Ohm		Strain Gauge		Frequency		Aux. Power	
CODE	INPUT RANGE	CODE	INPUT RANGE	CODE	INPUT RANGE	CODE	INPUT RANGE	CODE	INPUT RANGE	CODE	AUX. POWER
A1	0 ~ 1 mA	V1	0 ~ 50 mV	RP1	50 ~ 10K ohm	S1	1.0 mV / V	H1	1 P / u.	N	None
A2	0 ~ 10 mA	V2	0 ~ 60 mV	RP2	10K ~ 100K ohm	S2	1.3 mV / V	H2	10 P / u.	E1	DC 10 V
A3	0 ~ 20 mA	V3	0 ~ 1 V	R1	199.9 ohm	S3	1.5 mV / V	H3	60 P / u.	E2	DC 12 V
A4	4 ~ 20 mA	V4	0 ~ 5 V	R2	1999 ohm	S4	2.0 mV / V	H4	100 P / u.	E3	DC 24 V
O	Specify	V5	0 ~ 10 V	R3	10.00K ohm	S5	2.5 mV / V	H5	500 P / u.	O	Specify
		V6	1 ~ 5 V	O	Specify	S6	3.0 mV / V	H6	1024 P / u.		
		O	Specify			O	Specify	O	Specify		
										D12	DC 12 V
										D24	DC 24 V
										D48	DC 48 V
										O	Specify

C-6